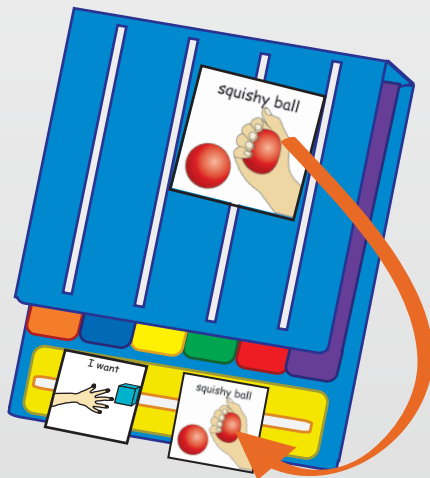


PHASE IV: Summary

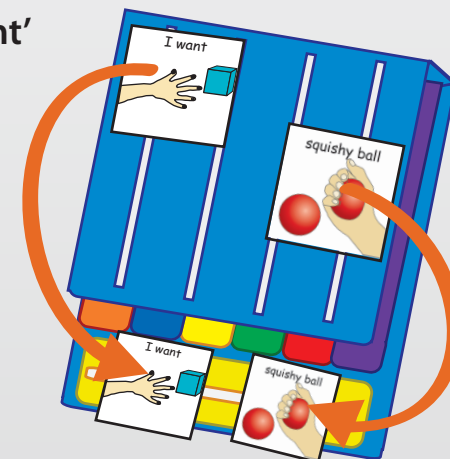
1

The student places the reinforcer symbol on the strip and exchanges.




2

The student puts the 'I want' and the reinforcer symbol on the strip and exchanges.



3

The student taps the symbols.



4

The teacher inserts a 3-5 second time delay before naming the reinforcer item.

3-5 second
delay

